

Titan Property Pole S Rating Categorization

Titan property poles range have been manufactured and designed to comply with AS/NZS7000 along with the "Installation Rules November 2018", and referencing document AS/NZS3000 for the property poles listed below.

Table 1: Titan Pole Performance (S) Rating Matrix

Free Length to lowest conductor support	Titan 7.2m x 4kN	Titan 9m x 3kN	Titan 9m x 3kN	Titan 9m x 3kN	Titan 9m x 8kN	Titan 9m x 8kN	Titan 9m x 8kN	Titan 9m x 8kN	Titan 9m x 10kN	Titan 9m x 10kN	Titan 9m x 10kN	Titan 9m x 10kN
3m	S16	S16	-	S23	-	S23	S28	S28	S28	S28	S30	S30
4.2m	S11	S11	-	S17	-	S17	S24	S23	S24	S23	S28	S28
5.1m	S7	S7	S20	S14	S16	S17	S22	S21	S22	S21	S27	S25
7.2m	-	-	-	S5	S7	S5	S15	S14	S15	S14	S20	S20

The S Rating Vs Deflection graphs shown below have based and validated on both destructive tests and FEA simulations previously conducted during product development acceptance stage. Note burial depth is nominal 10% + 600 of overall length.

The results of the pole performance are displayed in the 'S' rating matrix Table :1 above, should be conjointly read from the graphed data in figure 1 – figure 4 below.

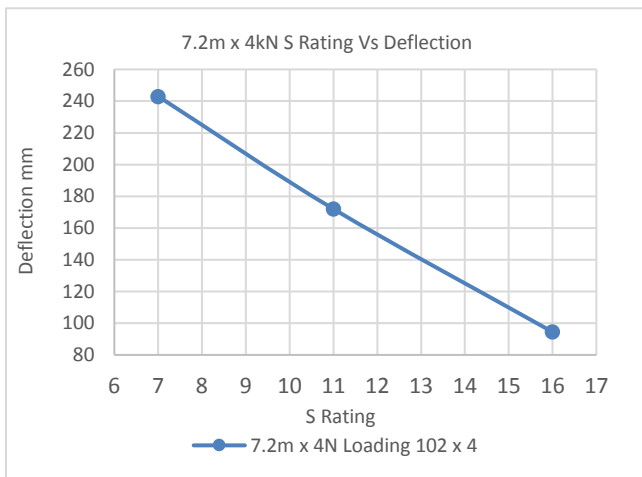


Figure 1: S Rating Vs Deflection Titan 7.2m x 4kN

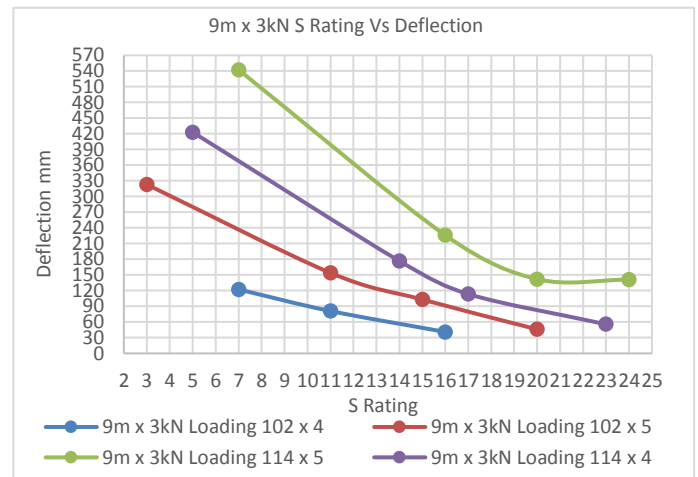


Figure 2: S Rating Vs Deflection Titan 9m x 3kN

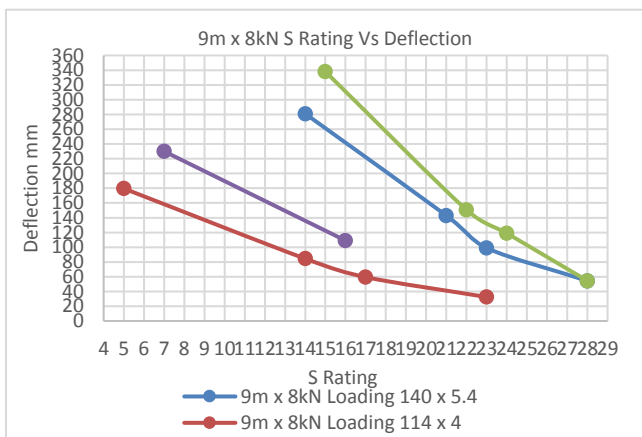


Figure 3: S Rating Vs Deflection Titan 9m x 8kN

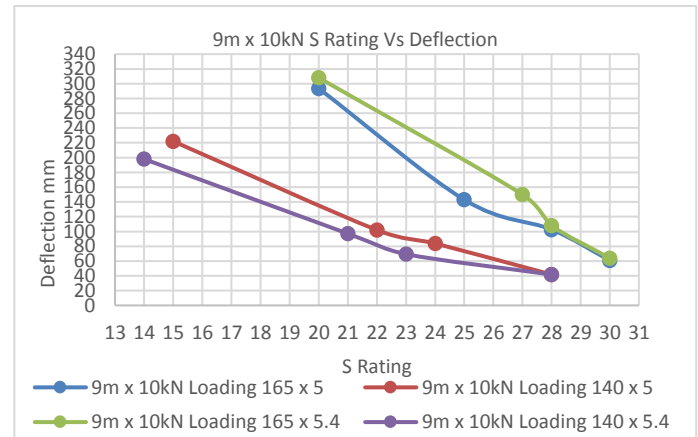


Figure 4: S Rating Vs Deflection Titan 9m x 10kN

The Titan 7.2m x 4kN and Titan 9m x 3kN poles achieved the results shown on figure: 1 -2 highlighting 'S' rating from S7 to S16 and S3 to S24 respectively. Additionally, the Titan 9m x 8kN and Titan 9m x 10kN poles achieved the results shown on figure: 3 - 4 highlighting 'S' rating from S5 to S28 and S14 to S30 respectively along with the matching free length mentioned in correlating values in the Table 1.

Ratings in between can be interpolated with the matching performing deflection.